

FORM 20
FINAL RESULT SHEET
[See Rule 56C(2)(C)]

ELECTION TO THE HOUSE OF THE PEOPLE FROM THE 8.VELLORE PARLIAMENTARY CONSTITUENCY - 2019
PART - I

Total No. of Electors in the Assembly Segment : 239045
No & Name of the Assembly Segment : 044.Anaikkattu

UP TO ROUND - I

Total No. of Electors in the Assembly Segment :		044.Anaikattu		No of valid votes cast infavour of																															
Sl. No	Polling Station No	D.M. KATHIR ANAND	A.C. SHANMUGAM	G.S. GANESAN YADAV	BISHOP GODFREY NOBLE	V. SEKAR	S. DIVYA	DEEPAKASHMI	R. NARESH KUMAR	MOHANAM	A. VIJAY POUL RAJA	AGNI SRIRAMACHANDRAN	ARUMUGAM .P	K. KATHIRAVAN	M. KATHIRAVAN	E. KARUNANITHI	S. SHANMUGAM	K. SUGUMAR	P. CHELLAPANDIAN	V. SELVARAJ	T. DAVID	S. TAMIL SELVAN	A. NOORMUHAMAD	DR.K. PADMARAJAN	M.BALARAMAN	MURALI	P. RAASHID AHMED	M.R. VENKATESAN	J.S.K	Total No of valid votes	No of rejected votes	NOTA	Total	No of Tendered votes	
1	1	183	445	1	0	0	0	10	1	0	0	0	0	1	1	0	3	5	5	0	0	0	0	1	0	0	0	0	0	1	657	0	12	669	0
2	2	232	390	2	0	1	0	7	1	0	0	1	0	0	1	2	0	5	3	0	0	0	0	1	0	0	0	0	0	1	647	0	4	651	0
3	3	194	406	0	0	0	0	9	1	0	0	2	0	0	0	0	0	3	5	1	0	0	0	1	0	1	0	1	0	0	623	0	5	628	0
4	4	209	281	1	1	0	0	4	0	0	0	1	0	0	0	0	0	3	3	1	0	0	0	0	0	0	0	1	0	2	507	0	4	511	0
5	5	283	241	2	0	0	0	10	4	0	1	0	0	0	0	0	1	1	0	0	0	0	0	0	0	0	0	0	0	1	544	0	3	547	0
6	6	218	235	1	0	1	0	17	0	0	0	0	0	0	0	0	0	1	0	1	0	0	0	0	0	0	0	0	0	1	475	0	4	479	0
7	7	359	351	0	1	0	1	41	1	0	0	0	0	0	0	0	3	3	2	0	0	0	1	0	0	0	0	0	0	1	763	0	3	766	0
8	8	225	355	2	0	1	0	14	1	0	0	1	0	0	0	1	1	2	1	0	0	1	0	0	0	0	0	1	0	0	606	0	6	612	0
9	9	434	199	1	0	1	0	8	2	0	0	1	0	0	1	0	1	8	1	0	0	1	0	2	1	0	3	0	1	665	0	5	670	0	
10	10	169	221	2	1	0	0	5	4	0	0	0	0	0	0	0	0	1	0	1	0	0	0	0	0	0	0	0	0	0	404	0	5	409	0
11	11	265	324	7	1	0	2	5	0	0	0	0	0	0	0	1	4	4	0	0	0	1	0	0	0	0	0	0	0	0	446	0	1	447	0
12	12	248	177	1	0	0	0	9	2	0	1	2	0	0	0	0	1	2	2	0	1	0	0	0	0	0	0	0	0	0	683	0	6	689	0
13	13	558	88	0	0	0	0	25	1	1	0	1	0	0	1	0	2	4	1	0	0	0	0	0	0	0	0	1	0	0	386	0	2	388	0
14	14	322	55	2	0	0	0	3	1	0	0	0	0	0	0	0	1	1	0	0	0	0	0	0	0	0	0	1	0	0	8020	0	64	8084	0
Total		3899	3768	22	4	4	3	167	19	1	2	9	0	1	4	4	17	43	23	4	1	3	0	5	1	1	6	0	9	8020	0	64	8084	0	

[Signature]
Assistant Returning Officer,
44 Anaikkattu Assembly Segment

[Signature] 29/08/19
Returning Officer,
8 Vellore Parliamentary Constituency and
District Collector, Vellore-9


[Signature]
Counting Observer,
44 Anaikkattu Assembly Segment

FORM 20
FINAL RESULT SHEET
[See Rule 56C(2)(C)]
ELECTION TO THE HOUSE OF THE PEOPLE FROM THE 8.VELLORE PARLIAMENTARY CONSTITUENCY - 2019
PART - I


Total No.of Electors in the Assembly Segment : 239045
No & Name of the Assembly Segment : 044.Anaikattu

UP TO ROUND - 3

Sl. No	Polling Station No	No of valid votes cast infavour of																												Total No of valid votes	No of rejected votes	NOTA	Total	No of Tendered votes
		D.M. KATHIR ANAND	A.C. SHANMUGAM	G.S. GANESAN YADAV	BISHOP GODFREY NOBLE	V. SEKAR	S. DIVYA	DEEPAKASHMI	R. NARESH KUMAR	MOHANAM	A. VIJAY POUL RAJA	AGNI SRIRAMACHANDRAN	ARUMUGAM .P	K. KATHIRAVAN	M. KATHIRAVAN	E. KARUNANITHI	S. SHANMUGAM	K. SUGUMAR	P. CHELLAPANDIAN	V. SELVARAJ	T. DAVID	S. TAMIL SELVAN	A. NOORMUHAMAD	DR.K. PADMARAJAN	M BALARAMAN	MURALI	P. RAASHID AHMED	M.R. VENKATESAN	J.S.K					
1	29	174	289	1	1	0	0	4	0	0	1	2	0	0	0	0	0	3	5	1	2	0	0	0	0	0	0	0	0	483	0	9	492	0
2	30	486	369	2	0	0	1	41	1	0	0	0	1	0	1	0	2	7	1	0	0	0	0	0	1	0	0	1	1	915	0	5	920	0
3	31	480	315	3	1	1	0	27	3	1	3	2	6	0	2	1	3	10	2	2	0	5	0	0	0	0	0	0	1	868	0	6	874	0
4	32	413	385	2	1	1	0	16	1	0	2	1	3	2	0	4	1	4	1	0	0	0	0	0	1	0	0	0	0	838	0	4	842	0
5	33	336	345	1	0	0	0	9	1	0	0	2	0	1	2	1	0	9	13	1	1	2	0	0	1	1	0	1	1	728	0	6	734	0
6	34	161	207	4	0	0	0	6	1	0	1	0	0	0	0	0	1	4	1	0	0	0	0	0	0	0	0	0	0	387	0	3	390	0
7	35	249	443	1	0	2	1	13	2	1	1	2	0	1	0	3	2	3	5	0	0	1	0	0	0	0	0	0	0	731	0	6	737	0
8	36	280	364	4	2	2	1	26	4	2	0	0	0	0	1	2	2	4	5	1	0	0	0	0	0	0	0	0	0	700	0	5	705	0
9	37	344	272	0	0	2	1	29	1	0	0	2	0	0	0	0	1	0	1	0	0	0	0	0	0	0	0	0	0	653	0	2	655	0
10	38	371	226	0	0	5	2	37	0	1	1	1	1	1	0	0	1	0	2	0	0	0	0	0	0	0	0	0	0	649	0	4	653	0
11	39	229	265	1	0	2	1	13	4	0	0	1	0	0	0	2	2	7	2	0	0	1	0	0	3	0	2	0	0	535	0	7	542	0
12	40	198	329	2	0	6	1	16	4	0	1	0	0	0	1	0	1	3	5	0	0	0	0	1	2	0	0	0	0	571	0	7	578	0
13	41	296	234	2	0	1	0	13	1	0	0	1	0	0	0	0	1	3	1	0	0	0	0	0	0	0	0	0	0	554	0	4	558	0
14	42	405	92	0	0	1	0	5	1	0	1	1	1	0	0	0	0	2	0	0	0	0	0	0	0	0	0	0	0	509	0	3	512	0
Total		4422	4135	23	5	23	8	255	24	5	11	15	12	5	7	13	17	59	44	5	3	9	0	1	8	1	2	2	7	9121	0	71	9192	0
Up to previous Round		7984	7569	29	10	12	11	355	34	3	11	19	1	4	9	13	40	81	46	11	4	4	1	6	3	3	10	3	13	16289	0	146	16435	0
Grand Total		12406	11704	52	15	35	19	610	58	8	22	34	13	9	16	26	57	140	90	16	7	13	1	7	11	4	12	5	20	25410	0	217	25627	0


Assistant Returning Officer,
44 Anaikkattu Assembly Segment


Returning Officer,
8 Vellore Parliamentary Constituency and
District Collector, Vellore-9


Counting Observer,
44 Anaikkattu Assembly Segment


FORM 20
FINAL RESULT SHEET
[See Rule 56C(2)(C)]
ELECTION TO THE HOUSE OF THE PEOPLE FROM THE 8.VELLORE PARLIAMENTARY CONSTITUENCY - 2019
PART - I


Total No.of Electors in the Assembly Segment : 239045
No & Name of the Assembly Segment : 044.Anaikattu

UP TO ROUND - 4

No & Name of the Assembly Segment :		044.Anaikattu																																	
Sl. No	Polling Station No	No. of valid votes cast infavour of																																	
		D.M. KATHIR ANAND	A.C. SHANMUGAM	G.S. GANESAN YADAV	BISHOP GODFREY NOBLE	V. SEKAR	S. DIVYA	DEEPAKASHMI	R. NARESH KUMAR	MOHANAM	A. VIJAY POUL RAJA	AGNI SRIRAMACHANDRAN	ARUMUGAM .P	K. KATHIRAVAN	M KATHIRAVAN	E. KARUNANITHI	S. SHANMUGAM	K. SUGUMAR	P. CHELLAPANDIAN	V. SELVARAJ	T. DAVID	S. TAMIL SELVAN	A. NOORMUHAMAD	DR.K. PADMARAJAN	M.BALARAMAN	MURALI	P. RAASHID AHMED	M.R. VENKATESAN	J.S.K	Total No of valid votes	No of rejected votes	NOTA	Total	No. of Tendered votes	
1	43	340	364	2	0	8	4	14	1	0	2	1	0	0	0	1	4	1	3	0	0	2	1	0	0	0	0	1	0	2	751	0	10	761	0
2	44	396	303	1	0	1	0	17	2	0	0	1	0	0	0	0	2	3	3	0	0	0	0	0	0	0	0	0	0	0	729	0	6	735	0
3	45	406	314	1	1	0	1	30	0	0	0	1	0	0	1	0	3	1	3	0	0	0	0	0	0	0	0	0	0	0	762	0	7	769	0
4	46	249	409	2	0	0	0	8	2	0	0	2	0	0	1	0	2	4	1	0	0	0	0	0	0	0	0	0	0	0	680	0	4	684	0
5	47	161	347	0	0	1	0	11	0	0	0	0	0	0	1	0	1	1	2	0	0	0	0	0	0	0	0	0	0	0	525	0	5	530	0
6	48	299	523	2	0	1	1	16	1	0	0	1	2	0	2	1	2	2	4	0	0	0	0	0	0	1	1	0	0	1	860	0	7	867	0
7	49	212	354	1	3	0	0	18	1	0	2	2	1	0	0	2	4	3	2	0	0	0	0	0	1	0	0	1	1	1	609	0	2	611	0
8	50	219	470	2	0	0	0	12	1	0	0	2	0	1	0	3	3	3	1	0	0	0	0	0	0	1	0	0	1	2	721	0	6	727	0
9	51	266	457	0	2	0	1	17	5	1	0	0	1	0	0	1	2	7	4	0	0	0	0	0	0	0	0	0	0	2	766	0	6	772	0
10	52	79	847	0	1	1	0	8	0	0	0	0	0	0	0	0	0	0	0	0	0	0	0	0	0	0	0	0	0	0	936	0	4	940	0
11	53	312	572	1	3	1	1	10	0	0	0	1	1	0	0	0	1	0	3	0	0	0	0	0	0	0	0	0	0	0	906	0	4	910	0
12	54	374	470	0	0	0	1	32	2	0	1	0	0	0	0	2	2	3	0	0	0	0	0	0	0	0	0	0	0	0	887	0	11	898	0
13	55	272	270	1	0	0	0	8	4	0	0	2	3	0	0	1	0	2	0	0	0	0	0	0	0	1	0	0	0	1	565	0	12	577	0
14	56	329	161	0	0	0	1	18	0	0	1	0	2	0	0	1	1	1	0	0	0	0	0	0	0	0	0	0	0	2	517	0	1	518	0
Total		3914	5861	13	10	13	10	219	19	1	6	13	10	1	5	12	27	31	26	0	0	2	1	1	3	1	2	2	11	10214	0	85	10299	0	
Up to previous Round		12406	11704	52	15	35	19	610	58	8	22	34	13	9	16	26	57	140	90	16	7	13	1	7	11	4	12	5	20	25410	0	217	25627	0	
Grand Total		16320	17565	65	25	48	29	829	77	9	28	47	23	10	21	38	84	171	116	16	7	15	2	8	14	5	14	7	31	35624	0	302	35926	0	


Assistant Returning Officer,
44 Anaikkattu Assembly Segment


Returning Officer,
8 Vellore Parliamentary Constituency and
District Collector, Vellore-9


Counting Observer,
44 Anaikkattu Assembly Segment


FORM 20
FINAL RESULT SHEET
[See Rule 56C(2)(C)]
ELECTION TO THE HOUSE OF THE PEOPLE FROM THE 8.VELLORE PARLIAMENTARY CONSTITUENCY - 2019
PART - I

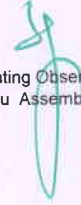
Total No. of Electors in the Assembly Segment : 239045
No & Name of the Assembly Segment : 044.Anaikkattu

UP TO ROUND - 5

Sl. No	Polling Station No	No of valid votes cast infavour of																																	
		D.M. KATHIR ANAND	A.C. SHANMUGAM	G.S. GANESAN YADAV	BISHOP GODFREY NOBLE	V. SEKAR	S. DIVYA	DEEPALAKSHMI	R. NARESH KUMAR	MOHANAM	A. VIJAY POUL RAJA	AGNI SRIRAMACHANDRAN	ARUMUGAM .P	K. KATHIRAVAN	M. KATHIRAVAN	E. KARUNANITHI	S. SHANMUGAM	K. SUGUMAR	P. CHELLAPANDIAN	V. SELVARAJ	T. DAVID	S. TAMIL SELVAN	A. NOORMUHAMAD	DR.K. PADMARAJAN	M.BALARAMAN	MURALI	P. RAASHID AHMED	M.R. VENKATESAN	J.S.K	Total No. of valid votes	No. of rejected votes	NOTA	Total	No. of Tendered votes	
1	57	210	535	2	0	0	1	7	1	0	0	1	0	0	0	2	0	2	1	0	1	0	0	0	0	1	0	0	0	0	764	0	12	776	0
2	58	271	394	2	0	0	0	6	1	0	0	0	1	1	0	1	1	7	5	0	0	0	1	0	0	0	0	0	0	0	691	0	6	697	0
3	59	267	207	11	1	0	0	4	1	1	2	1	0	0	1	1	2	2	1	1	0	0	0	0	0	1	0	1	0	505	0	3	508	0	
4	60	269	285	3	2	0	0	15	2	0	1	1	3	0	0	2	3	2	0	0	0	0	0	0	0	0	0	2	0	0	590	0	7	597	0
5	61	223	484	9	1	0	0	12	1	0	1	2	0	0	0	1	2	2	5	1	0	0	0	1	0	0	1	0	0	746	0	7	753	0	
6	62	290	390	1	0	0	0	15	7	0	0	1	0	0	1	1	0	0	1	1	0	0	0	0	1	0	0	0	0	1	710	0	12	722	0
7	63	296	501	7	2	0	0	18	4	0	1	0	0	0	3	0	3	5	5	3	0	1	0	0	5	1	1	0	0	856	0	14	870	0	
8	64	250	512	2	1	0	1	15	0	1	0	0	0	0	0	2	2	7	8	2	2	3	0	2	2	0	0	0	2	814	0	11	825	0	
9	65	136	208	1	0	0	0	2	0	0	1	2	0	1	0	0	1	2	0	0	0	0	1	0	0	0	0	0	1	356	0	4	360	0	
10	66	329	433	1	0	0	0	10	3	0	0	0	0	0	0	1	1	5	3	0	0	0	0	0	0	0	0	0	0	786	0	9	795	0	
11	67	146	270	1	0	0	0	10	2	0	0	0	0	0	1	0	0	1	4	0	0	0	0	0	0	0	0	0	0	435	0	2	437	0	
12	68	184	384	2	1	0	1	13	0	0	0	0	0	0	0	0	2	0	3	0	0	0	0	0	1	0	0	0	1	592	0	2	594	0	
13	69	150	392	1	0	0	3	13	2	0	0	0	0	0	0	1	3	1	2	1	0	0	0	0	0	0	1	0	1	571	0	2	573	0	
14	70	320	326	4	0	0	0	11	2	0	1	0	0	0	1	1	1	1	0	0	0	0	0	0	0	0	0	0	0	668	0	4	672	0	
Total		3341	5321	47	8	0	6	151	26	2	7	8	4	2	7	13	21	37	38	9	3	4	2	3	10	2	5	1	6	9084	0	95	9179	0	
Up to previous Round		16320	17565	65	25	48	29	829	77	9	28	47	23	10	21	38	84	171	116	16	7	15	2	8	14	5	14	7	31	35624	0	302	35926	0	
Grand Total		19661	22886	112	33	48	35	980	103	11	35	55	27	12	28	51	105	208	154	25	10	19	4	11	24	7	19	8	37	44708	0	397	45105	0	


Assistant Returning Officer,
44 Anaikkattu Assembly Segment


Returning Officer,
8 Vellore Parliamentary Constituency and
District Collector, Vellore-9


Counting Observer,
44 Anaikkattu Assembly Segment

ELECTION TO THE HOUSE OF THE PEOPLE FROM THE 8.VELLORE PARLIAMENTARY CONSTITUENCY - 2019
PART - I

No & Name of the Assembly Segment : 044.Anaikattu

UP TO ROUND - 6

Sl. No	Polling Station No	No of valid votes cast infavour of																																	
		D.M. KATHIR ANAND	A.C. SHANMUGAM	G.S. GANESAN YADAV	BISHOP GODFREY NOBLE	V. SEKAR	S. DIVYA	DEEPAKAKSHMI	R. NARESH KUMAR	MOHANAM	A. VIJAY POUL RAJA	AGNI SRIRAMACHANDRAN	ARUMUGAM .P	K. KATHIRAVAN	M. KATHIRAVAN	E. KARUNANITHI	S. SHANMUGAM	K. SUGUMAR	P. CHELLAPANDIAN	V. SELVARAJ	T. DAVID	S. TAMIL SELVAN	A. NOORMUHAMAD	DR.K. PADMARAJAN	M.BALARAMAN	MURALI	P. RAASHID AHMED	M.R. VENKATESAN	J.S.K	Total No.of valid votes	No of rejected votes	NOTA	Total	No.of Tenders votes	
1	71	298	389	0	1	0	0	11	3	0	0	1	0	0	0	1	3	5	2	1	0	0	0	1	0	0	0	0	0	1	717	0	5	722	0
2	72	317	481	0	0	1	2	18	1	0	2	3	0	0	1	1	6	1	1	0	0	0	1	0	0	0	0	0	1	1	838	0	9	847	0
3	73	343	318	3	0	0	1	17	1	0	1	0	0	1	0	2	6	4	1	0	1	0	1	1	0	0	0	0	0	1	702	0	6	708	0
4	74	262	376	6	2	0	0	9	2	0	2	0	1	1	0	3	7	2	4	0	0	1	1	0	1	0	0	2	0	682	0	4	686	0	
5	75	398	439	4	1	0	0	8	0	0	2	1	2	2	3	3	4	7	1	1	1	0	1	0	0	0	0	0	0	3	881	0	10	891	0
6	76	310	553	1	1	0	0	10	5	0	0	1	0	0	0	1	2	1	1	0	0	0	0	0	0	0	0	0	0	1	887	0	8	895	0
7	77	258	327	0	0	0	0	18	2	0	1	0	0	0	0	1	4	1	1	0	0	1	0	0	0	0	0	0	0	1	615	0	11	626	0
8	78	148	175	0	0	0	0	11	0	0	0	0	0	0	1	0	0	3	0	0	0	0	0	0	0	0	0	0	0	0	338	0	2	340	0
9	79	304	343	1	0	0	0	12	1	0	1	0	0	1	2	1	5	3	1	0	0	0	0	0	0	1	0	0	0	0	676	0	8	684	0
10	80	305	305	0	0	1	0	6	1	0	1	3	0	0	1	0	8	1	0	3	1	0	0	1	0	0	0	0	1	0	638	0	7	645	0
11	81	250	152	0	0	0	0	11	0	0	1	0	0	0	0	1	0	2	0	0	0	0	0	0	0	0	0	0	0	0	417	0	3	420	0
12	82	300	233	0	0	0	0	8	0	0	0	0	0	0	1	1	0	1	1	0	0	0	0	0	0	0	0	0	0	0	545	0	7	552	0
13	83	215	315	1	0	0	0	1	1	0	1	0	0	1	0	1	1	1	0	0	0	0	0	0	0	0	0	0	0	0	538	0	4	542	0
14	84	235	199	3	1	0	0	22	0	0	0	0	0	0	0	1	3	2	0	0	0	0	0	0	1	0	0	0	0	0	467	0	1	468	0
Total		3943	4605	19	6	2	3	162	17	0	12	9	3	6	9	17	49	34	13	5	3	2	4	4	1	1	0	4	8	8941	0	85	9026	0	
Up to previous Round		19661	22886	112	33	48	35	980	103	11	35	55	27	12	28	51	105	208	154	25	10	19	4	11	24	7	19	8	37	44708	0	397	45105	0	
Grand Total		23604	27491	131	39	50	38	1142	120	11	47	64	30	18	37	68	154	242	167	30	13	21	8	15	25	8	19	12	45	53649	0	482	54131	0	

Assistant Returning Officer,
44 Anaikkattu Assembly Segment


Returning Officer,
8.Vellore Parliamentary Constituency and
District Collector, Vellore-9


Counting Observer,
44 Anaikkattu Assembly Segment


FORM 20
FINAL RESULT SHEET
[See Rule 56C(2)(C)]
ELECTION TO THE HOUSE OF THE PEOPLE FROM THE 8.VELLORE PARLIAMENTARY CONSTITUENCY - 2019
PART - I


Total No.of Electors in the Assembly Segment : 239045
No & Name of the Assembly Segment : 044.Anaikattu

UP TO ROUND - 7

Sl. No	Polling Station No	No of valid votes cast infavour of																																		
		D.M. KATHIR ANAND	A.C. SHANMUGAM	G.S. GANESAN YADAV	BISHOP GODFREY NOBLE	V. SEKAR	S. DIVYA	DEEPALAKSHMI	R. NARESH KUMAR	MOHANAM	A. VIJAY POUL RAJA	AGNI SRIRAMACHANDRAN	ARUMUGAM .P	K. KATHIRAVAN	M. KATHIRAVAN	E. KARUNANITHI	S. SHANMUGAM	K. SUGUMAR	P. CHELLAPANDIAN	V. SELVARAJ	T. DAVID	S. TAMIL SELVAN	A. NOORMUHAMAD	DR.K. PADMARAJAN	M.BALARAMAN	MURALI	P. RAASHID AHMED	M.R. VENKATESAN	J.S.K	Total No of valid votes	No of rejected votes	NOTA	Total	No of Tendered votes		
1	85	346	308	3	1	0	0	12	0	0	0	0	0	1	0	1	7	2	3	0	0	0	0	0	0	1	0	0	0	0	0	685	0	1	686	0
2	86	266	215	1	0	0	0	23	4	0	0	0	0	0	0	0	0	3	1	1	0	0	0	0	0	0	0	0	0	0	514	0	2	516	0	
3	87	433	200	0	0	0	0	11	0	0	1	0	0	0	0	0	3	4	0	0	0	1	0	0	0	0	0	0	0	0	653	0	1	654	0	
4	88	277	301	0	0	0	0	12	1	1	0	0	0	0	0	0	1	2	1	0	0	0	0	0	0	0	0	0	0	0	596	0	3	599	0	
5	89	220	219	2	0	0	0	21	1	0	2	0	0	0	0	0	0	3	3	0	0	0	0	0	0	1	0	0	0	0	472	0	1	473	0	
6	90	270	289	3	0	1	1	17	3	1	1	2	1	0	3	4	4	0	0	0	0	0	0	0	0	0	0	0	0	2	602	0	2	604	0	
7	91	198	304	0	2	0	0	8	1	0	1	0	1	0	1	0	1	5	0	0	0	0	0	0	0	1	0	0	0	0	523	0	1	524	0	
8	92	320	452	6	0	1	0	18	0	0	1	2	1	0	0	2	4	1	5	1	1	0	0	0	0	0	0	0	1	0	816	0	9	825	0	
9	93	366	221	2	0	0	0	26	0	0	3	1	0	0	0	4	4	14	2	2	0	0	0	0	0	0	0	0	0	1	646	0	3	649	0	
10	94	274	231	0	0	0	0	4	0	0	2	1	0	0	0	0	2	4	2	1	0	0	0	1	0	0	0	0	0	3	525	0	4	529	0	
11	95	342	536	0	0	0	0	3	1	0	0	0	0	0	0	0	0	3	1	0	0	0	0	0	0	0	0	0	0	0	886	0	3	889	0	
12	96	322	317	0	0	0	1	15	2	0	2	1	0	0	1	5	4	2	4	0	0	0	1	1	0	0	0	0	0	0	678	0	0	678	0	
13	97	428	492	4	2	0	2	14	0	0	0	2	0	0	1	4	7	4	3	1	0	0	0	0	0	0	0	2	1	0	967	0	0	967	0	
14	98	202	305	1	1	0	0	3	0	0	0	0	0	0	0	1	3	2	2	0	0	0	0	0	0	0	0	0	0	0	520	0	3	523	0	
Total		4264	4390	22	6	2	4	187	13	2	13	9	3	1	6	21	40	49	27	6	1	1	1	2	3	0	2	2	6	9083	0	33	9116	0		
Up to previous Round		23604	27491	131	39	50	38	1142	120	11	47	64	30	18	37	68	154	242	167	30	13	21	8	15	25	8	19	12	45	53649	0	482	54131	0		
Grand Total		27868	31881	153	45	52	42	1329	133	13	60	73	33	19	43	89	194	291	194	36	14	22	9	17	28	8	21	14	51	62732	0	515	63247	0		


Assistant Returning Officer,
44.Anaikkattu Assembly Segment


Returning Officer,
8.Vellore Parliamentary Constituency and
District Collector, Vellore-9


Counting Observer,
44.Anaikkattu Assembly Segment

ELECTION TO THE HOUSE OF THE PEOPLE FROM THE 8.VELLORE PARLIAMENTARY CONSTITUENCY - 2019
PART - I

No & Name of the Assembly Segment : 044.Anaikattu

UP TO ROUND - 8

Sl. No	Polling Station No	No. of valid votes cast infavour of																																		
		D.M. KATHIR ANAND	A.C. SHANMUGAM	G.S. GANESAN YADAV	BISHOP GODFREY NOBLE	V. SEKAR	S. DIVYA	DEEPALAKSHMI	R. NARESH KUMAR	MOHANAM	A. VIJAY POUL RAJA	AGNI SRIRAMACHANDRAN	ARUMUGAM .P	K. KATHIRAVAN	M. KATHIRAVAN	E. KARUNANITHI	S. SHANMUGAM	K. SUGUMAR	P. CHELLAPANDIAN	V. SELVARAJ	T. DAVID	S. TAMIL SELVAN	A. NOORMUHAMAD	DR.K. PADMARAJAN	M.BALARAMAN	MURALI	P. RAASHID AHMED	M.R. VENKATESAN	J.S.K	Total No of valid votes	No of rejected votes	NOTA	Total	No of Tendered votes		
1	99	233	373	6	1	0	0	15	0	0	0	3	0	1	1	1	0	3	6	0	0	0	0	0	0	0	1	0	0	0	644	0	1	645	0	
2	100	290	204	0	0	0	0	8	0	2	1	0	0	0	0	1	2	4	0	0	0	0	0	0	0	0	0	0	0	512	0	11	523	0		
3	101	176	213	0	0	0	0	6	1	0	3	1	0	1	1	8	6	0	2	0	0	0	0	0	0	0	0	0	1	2	421	0	6	427	0	
4	102	302	401	3	1	0	0	24	2	0	0	1	0	0	1	1	2	4	3	0	0	0	0	0	1	2	0	0	0	0	748	0	3	751	0	
5	103	279	374	6	0	0	0	14	1	1	0	0	0	1	0	1	1	3	1	1	0	0	0	0	0	0	0	0	0	1	684	0	4	688	0	
6	104	260	321	3	2	0	0	16	1	0	1	2	0	0	1	0	6	1	1	0	0	0	0	0	0	0	0	0	1	0	616	0	5	621	0	
7	105	322	264	2	0	0	1	15	0	0	2	1	1	1	0	1	4	2	1	0	0	0	0	0	0	0	0	0	0	0	617	0	7	624	0	
8	106	287	386	2	0	0	1	14	0	0	0	1	0	0	0	0	1	4	5	2	0	0	0	0	1	0	0	0	0	1	1	706	0	4	710	0
9	107	206	397	6	1	0	1	4	1	0	0	0	0	0	0	0	1	4	13	0	1	0	0	0	0	0	0	1	0	1	637	0	4	641	0	
10	108	297	204	5	2	0	1	0	0	0	0	3	1	1	5	1	2	2	0	0	0	0	0	0	0	0	0	0	0	0	524	0	1	525	0	
11	109	276	377	3	0	0	0	10	0	0	1	0	1	0	0	0	2	1	0	0	0	0	0	0	0	0	0	0	0	1	672	0	1	673	0	
12	110	294	297	0	0	0	0	5	1	0	1	0	1	0	1	0	2	0	1	0	0	0	0	0	1	1	0	1	0	0	606	0	5	611	0	
13	111	397	508	3	0	1	0	8	0	0	2	0	0	0	1	0	2	1	0	1	0	0	0	0	0	1	0	0	0	0	925	0	7	932	0	
14	112	411	423	3	1	3	1	12	1	1	2	0	0	0	1	0	10	4	2	0	0	0	0	0	0	0	0	1	1	0	877	0	8	885	0	
Total		4030	4742	42	8	4	5	151	8	4	13	12	4	5	12	14	41	33	35	4	1	0	0	3	4	1	3	4	6	9189	0	67	9256	0		
Up to previous Round		27868	31881	153	45	52	42	1329	133	13	60	73	33	19	43	89	194	291	194	36	14	22	9	17	28	8	21	14	51	62732	0	515	63247	0		
Grand Total		31898	36623	195	53	56	47	1480	141	17	73	85	37	24	55	103	235	324	229	40	15	22	9	20	32	9	24	18	57	71921	0	582	72503	0		

Assistant Returning Officer
44.Anaikkattu Assembly Segment

Returning Officer,
8.Vellore Parliamentary Constituency and
District Collector, Vellore-9

Counting Observer,
44 Anaikkattu Assembly Segment

FORM 20
FINAL RESULT SHEET
[See Rule 56C(2)(C)]

ELECTION TO THE HOUSE OF THE PEOPLE FROM THE 8.VELLORE PARLIAMENTARY CONSTITUENCY - 2019

PART - I


Total No. of Electors in the Assembly Segment : 239045


No & Name of the Assembly Segment : 044.Anaikkattu

UP TO ROUND - 9

Sl. No	Polling Station No	No of valid votes cast infavour of																																		
		D.M. KATHIR ANAND	A.C. SHANMUGAM	G.S. GANESAN YADAV	BISHOP GODFREY NOBLE	V. SEKAR	S. DIVYA	DEEPALAKSHMI	R. NARESH KUMAR	MOHANAM	A. VIJAY POUL RAJA	AGNI SRIRAMACHANDRAN	ARUMUGAM .P	K. KATHIRAVAN	M. KATHIRAVAN	E. KARUNANITHI	S. SHANMUGAM	K. SUGUMAR	P. CHELLAPANDIAN	V. SELVARAJ	T. DAVID	S. TAMIL SELVAN	A. NOORMUHAMAD	DR.K. PADMARAJAN	M.BALARAMAN	MURALI	P. RAASHID AHMED	M.R. VENKATESAN	J.S.K	Total No.of valid votes	No of rejected votes	NOTA	Total	No of Tendered votes		
1	113	444	561	4	1	1	0	9	3	0	4	1	0	1	0	3	5	9	4	0	0	0	0	1	0	0	0	0	0	2	1053	0	6	1059	0	
2	114	306	481	0	0	0	1	7	2	1	2	2	0	0	2	2	1	0	0	0	0	0	0	0	0	0	0	0	0	0	807	0	2	809	0	
3	115	348	356	1	0	1	2	7	1	1	0	0	0	0	0	1	5	4	6	0	0	0	0	0	0	0	0	0	0	0	733	0	2	735	0	
4	116	234	227	3	2	0	0	4	1	0	1	0	0	0	1	0	0	8	0	0	0	0	0	0	0	2	0	0	1	0	484	0	0	484	0	
5	117	173	188	1	0	1	0	3	1	0	0	0	0	0	0	0	4	1	1	0	0	0	0	0	0	0	0	0	0	1	374	0	7	381	0	
6	118	199	269	0	0	0	0	5	0	0	0	0	0	0	1	0	2	1	1	1	0	0	0	0	0	0	0	0	0	0	479	0	4	483	0	
7	119	193	263	2	0	2	0	6	0	0	0	0	0	0	0	2	2	2	2	0	0	0	0	0	0	0	0	0	0	0	474	0	0	474	0	
8	120	176	371	0	0	0	0	2	0	2	0	0	1	1	1	6	4	2	4	1	1	0	0	0	0	0	1	0	0	2	575	0	1	576	0	
9	121	226	348	4	1	1	0	9	1	0	0	2	1	0	0	3	4	7	4	1	0	0	0	0	0	1	0	0	0	2	615	0	7	622	0	
10	122	261	214	1	2	0	0	9	0	0	0	0	0	0	1	0	2	3	0	0	0	0	0	0	0	0	0	0	0	0	493	0	2	495	0	
11	123	281	307	2	0	0	0	14	2	0	1	0	1	0	0	2	3	4	0	0	0	0	0	0	0	0	0	0	0	1	1	619	0	7	626	0
12	124	317	262	1	0	1	1	10	2	0	1	0	0	0	0	0	3	3	4	0	0	1	0	0	0	0	0	0	0	1	607	0	6	613	0	
13	125	286	553	2	0	0	0	9	4	0	0	1	2	0	2	2	3	3	1	0	0	1	0	0	0	0	0	0	1	4	874	0	12	886	0	
14	126	432	354	12	1	0	1	12	0	0	0	2	1	2	1	8	15	7	8	0	0	0	0	0	0	0	0	0	0	3	859	0	8	867	0	
Total		3876	4754	33	7	7	5	106	17	4	9	8	6	4	9	29	53	54	35	3	1	2	0	1	3	1	0	3	16	9046	0	64	9110	0		
Up to previous Round		31898	36623	195	53	56	47	1480	141	17	73	85	37	24	55	103	235	324	229	40	15	22	9	20	32	9	24	18	57	71921	0	582	72503	0		
Grand Total		35774	41377	228	60	63	52	1586	158	21	82	93	43	28	64	132	288	378	264	43	16	24	9	21	35	10	24	21	73	80967	0	646	81613	0		


Assistant Returning Officer,
44 Anaikkattu Assembly Segment


Returning Officer,
8.Vellore Parliamentary Constituency and
District Collector, Vellore-9


Counting Observer,
44.Anaikkattu Assembly Segment

FORM 20
FINAL RESULT SHEET
[See Rule 56C(2)(C)]
ELECTION TO THE HOUSE OF THE PEOPLE FROM THE 8.VELLORE PARLIAMENTARY CONSTITUENCY - 2019
PART - I


Total No.of Electors in the Assembly Segment : 239045
No & Name of the Assembly Segment : 044.Anaikkattu

UP TO ROUND - 11

Sl. No		Polling Station No	No. of valid votes cast infavour of																									Total No. of valid votes	No. of rejected votes	NOTA	Total	No. of Tendered votes			
			D.M. KATHIR ANAND	A.C. SHANMUGAM	G.S. GANESAN YADAV	BISHOP GODFREY NOBLE	V. SEKAR	S. DIVYA	DEEPAKAKSHMI	R. NARESH KUMAR	MOHANAM	A. VIJAY POUL RAJA	AGNI SRIRAMACHANDRAN	ARUMUGAM .P	K. KATHIRAVAN	M. KATHIRAVAN	E. KARUNANITHI	S. SHANMUGAM	K. SUGUMAR	P. CHELLAPANDIAN	V. SELVARAJ	T. DAVID	S. TAMIL SELVAN	A. NOORMUHAMAD	DR.K. PADMARAJAN	M.BALARAMAN	MURALI						P. RAASHID AHMED	M.R. VENKATESAN	J.S.K
1	141	340	414	13	6	4	2	3	0	3	8	3	5	1	7	3	27	4	2	2	1	0	1	0	0	0	2	0	1	852	0	6	858	0	
2	142	371	339	19	4	7	3	2	2	1	6	6	4	9	14	15	46	3	3	1	0	0	0	1	1	0	0	1	2	860	0	12	872	0	
3	143	440	342	22	5	3	4	1	1	4	6	4	3	4	3	5	28	7	9	0	0	2	1	1	0	0	1	2	4	902	0	7	909	0	
4	144	224	276	12	3	4	6	4	3	2	8	9	4	11	10	14	32	7	5	2	0	0	0	2	2	3	5	3	8	659	0	20	679	0	
5	145	220	259	11	2	2	3	2	0	2	3	5	4	4	7	14	19	6	5	2	2	1	2	0	0	1	2	1	6	585	0	11	596	0	
6	146	370	192	6	1	1	0	0	0	2	0	1	0	0	1	0	4	1	1	0	0	1	0	0	0	0	0	1	0	582	0	1	583	0	
7	147	222	195	8	1	1	0	2	0	0	1	0	0	0	2	1	5	2	1	0	0	0	0	0	0	0	1	0	0	442	0	1	443	0	
8	148	358	415	2	0	1	0	20	6	0	0	0	2	0	1	1	1	2	1	0	1	0	1	0	0	0	0	0	2	814	0	2	816	0	
9	149	269	485	8	1	0	0	4	3	0	1	1	0	0	1	5	4	3	5	1	0	0	0	0	0	1	1	0	0	793	0	4	797	0	
10	150	188	389	1	0	0	0	8	5	0	1	3	1	0	0	0	3	1	1	0	0	0	0	0	0	0	0	0	0	601	0	6	607	0	
11	151	332	518	11	3	0	1	5	3	1	1	0	1	1	5	7	15	8	5	0	0	0	0	0	0	2	0	1	0	3	923	0	7	930	0
12	152	303	404	0	0	0	0	11	2	0	0	0	2	0	0	0	2	3	5	0	0	0	0	0	0	0	0	0	0	732	0	6	738	0	
13	153	284	354	3	0	0	0	21	2	2	0	2	1	1	2	6	6	5	3	0	0	0	0	0	1	0	1	0	0	1	695	0	5	700	0
14	154	267	340	6	0	0	0	5	1	0	0	1	0	0	0	0	0	1	0	0	0	0	0	0	0	0	0	0	0	621	0	6	627	0	
Total		4188	4922	122	26	23	19	88	28	17	35	35	27	31	53	71	192	53	46	8	4	4	5	5	5	7	12	8	27	10061	0	94	10155	0	
Up to previous Round		40469	46381	258	67	69	57	1724	168	22	99	110	47	32	73	154	333	433	290	48	17	26	11	24	40	15	29	25	86	91107	0	712	91819	0	
Grand Total		44657	51303	380	93	92	76	1812	196	39	134	145	74	63	126	225	525	486	336	56	21	30	16	29	45	22	41	33	113	101168	0	806	101974	0	


Assistant Returning Officer,
44 Anaikkattu Assembly Segment


Returning Officer,
8.Vellore Parliamentary Constituency and
District Collector, Vellore-9


Counting Observer,
44 Anaikkattu Assembly Segment

FORM 20
FINAL RESULT SHEET
[See Rule 56C(2)(C)]


ELECTION TO THE HOUSE OF THE PEOPLE FROM THE 8.VELLORE PARLIAMENTARY CONSTITUENCY - 2019
PART - I

Total No. of Electors in the Assembly Segment : 239045
No & Name of the Assembly Segment : 044.Anaikattu

UP TO ROUND - 12

Sl. No		Polling Station No		No. of valid votes cast in favour of																																
		D.M. KATHIR ANAND	A.C. SHANMUGAM	G.S. GANESAN YADAV	BISHOP GODFREY NOBLE	V. SEKAR	S. DIVYA	DEEPAKASHMI	R. NARESH KUMAR	MOHANAM	A. VIJAY POUL RAJA	AGNI SRIRAMACHANDRAN	ARUMUGAM .P	K. KATHIRAVAN	M. KATHIRAVAN	E. KARUNANITHI	S. SHANMUGAM	K. SUGUMAR	P. CHELLAPANDIAN	V. SELVARAJ	T. DAVID	S. TAMIL SELVAN	A. NOORMUHAMAD	DR.K. PADMARAJAN	M.BALARAMAN	MURALI	P. RAASHID AHMED	M.R. VENKATESAN	J.S.K	Total No. of valid votes	No. of rejected votes	NOTA	Total	No. of Tenders votes		
1	155	449	431	31	0	1	1	16	5	0	1	1	0	1	0	0	5	8	3	2	1	1	0	0	0	0	1	0	1	1	960	0	5	965	0	
2	156	449	378	31	0	0	0	11	4	1	0	1	0	0	0	0	1	7	1	2	0	0	0	0	0	0	0	0	0	0	886	0	7	893	0	
3	157	204	363	1	0	0	0	9	2	0	0	0	0	0	0	1	0	2	7	0	0	0	0	1	0	0	0	0	0	0	590	0	5	595	0	
4	158	324	183	1	0	0	0	21	0	0	0	1	0	0	0	0	1	4	0	0	0	0	0	0	0	0	0	0	0	0	535	0	5	540	0	
5	159	207	311	0	1	0	0	17	6	1	0	2	0	0	0	2	0	8	2	0	0	2	1	0	0	0	0	0	0	0	2	562	0	4	566	0
6	160	184	262	7	0	0	0	11	6	0	0	2	0	0	0	1	2	3	0	0	0	0	1	0	0	0	0	0	0	1	1	481	0	6	487	0
7	161	340	281	0	1	0	0	12	0	0	0	0	0	0	0	0	3	2	2	0	0	0	0	1	0	0	0	1	0	0	643	0	5	648	0	
8	162	198	197	3	1	0	0	8	1	0	0	0	0	0	0	0	2	0	0	0	0	0	0	0	0	0	0	0	0	0	410	0	3	413	0	
9	163	465	342	2	1	0	0	29	4	0	1	2	0	0	0	0	1	1	3	0	1	0	0	0	0	0	0	0	0	1	1	854	0	12	866	0
10	164	537	271	4	0	0	1	22	7	0	0	0	0	0	0	1	1	14	4	0	0	1	0	0	0	0	0	0	0	0	1	864	0	11	875	0
11	165	386	410	1	0	0	6	24	2	0	0	0	0	1	0	1	2	1	0	0	0	0	0	0	0	0	0	0	0	1	1	836	0	6	842	0
12	166	345	625	4	0	0	1	22	0	0	1	1	0	0	2	3	2	2	1	0	0	1	0	0	0	0	0	0	0	0	0	1010	0	2	1012	0
13	167	493	164	0	1	0	1	31	5	0	0	1	1	1	0	2	0	4	1	0	0	0	0	0	0	0	0	0	0	0	705	0	5	710	0	
14	168	228	190	4	1	0	0	8	0	0	1	0	1	0	0	0	5	1	3	1	0	0	0	0	0	0	1	0	0	0	444	0	5	449	0	
Total		4809	4408	89	6	1	10	241	42	2	4	11	2	3	2	11	25	57	27	5	2	5	2	2	0	2	1	4	7	9780	0	81	9861	0		
Up to previous Round		44657	51303	380	93	92	76	1812	196	39	134	145	74	63	126	225	525	486	336	56	21	30	16	29	45	22	41	33	113	101168	0	806	101974	0		
Grand Total		49466	55711	469	99	93	86	2053	238	41	138	156	76	66	128	236	550	543	363	61	23	35	18	31	45	24	42	37	120	110948	0	887	111835	0		


Assistant Returning Officer,
44.Anaikattu Assembly Segment


Returning Officer,
8 Vellore Parliamentary Constituency and
District Collector, Vellore-9


Counting Observer,
44.Anaikattu Assembly Segment

FORM 20
FINAL RESULT SHEET
[See Rule 56C(2)(C)]
ELECTION TO THE HOUSE OF THE PEOPLE FROM THE 8.VELLORE PARLIAMENTARY CONSTITUENCY - 2019
PART - I


Total No. of Electors in the Assembly Segment : 239045

No & Name of the Assembly Segment : 044.Anaikattu

UP TO ROUND - 13

Sl. No		Polling Station No		No. of valid votes cast infavour of																																
		D.M. KATHIR ANAND	A.C. SHANMUGAM	G.S. GANESAN YADAV	BISHOP GODFREY NOBLE	V. SEKAR	S. DIVYA	DEEPALAKSHMI	R. NARESH KUMAR	MOHANAM	A. VIJAY POUL RAJA	AGNI SRIRAMACHANDRAN	ARUMUGAM .P	K. KATHIRAVAN	M. KATHIRAVAN	E. KARUNANITHI	S. SHANMUGAM	K. SUGUMAR	P. CHELLAPANDIAN	V. SELVARAJ	T. DAVID	S. TAMIL SELVAN	A. NOORMUHAMAD	DR.K. PADMARAJAN	M. BALARAMAN	MURALI	P. RAASHID AHMED	M.R. VENKATESAN	J.S.K	Total No. of valid votes	No. of rejected votes	NOTA	Total	No. of Tendered votes		
1	169	233	199	2	0	0	0	16	1	0	0	0	0	0	0	1	2	2	0	0	0	0	0	0	0	0	0	1	0	1	458	0	8	466	0	
2	170	318	260	0	0	0	0	22	7	0	1	1	0	2	0	0	1	4	1	1	0	0	0	0	1	1	0	0	0	1	621	0	4	625	0	
3	171	345	379	3	0	0	1	20	6	0	1	1	0	0	0	3	0	6	6	1	0	1	0	0	0	0	0	0	0	0	773	0	10	783	0	
4	172	113	719	1	0	1	0	9	1	0	0	0	0	0	1	1	4	1	2	1	0	0	0	0	0	2	0	0	1	1	858	0	5	863	0	
5	173	212	496	4	1	0	1	14	1	0	0	1	1	0	0	1	0	2	3	2	0	0	0	0	0	0	0	0	1	3	743	0	7	750	0	
6	174	125	476	1	2	1	0	12	7	0	0	2	1	0	0	0	0	3	4	0	0	0	0	0	0	0	0	0	0	0	0	634	0	5	639	0
7	175	204	366	5	1	0	0	6	5	0	0	1	0	0	0	1	0	2	0	0	0	0	0	0	0	0	0	0	0	0	0	591	0	1	592	0
8	176	194	289	0	1	0	0	12	5	0	0	1	0	0	0	1	0	3	2	0	0	0	0	0	1	0	0	1	0	0	510	0	4	514	0	
9	177	131	347	4	0	0	0	18	1	0	0	0	1	0	1	1	0	0	0	0	0	0	0	0	0	0	0	0	1	1	506	0	4	510	0	
10	178	230	397	0	1	0	0	12	3	0	0	0	0	0	0	1	0	0	0	0	0	1	0	0	0	1	0	0	0	0	0	646	0	4	650	0
11	179	416	492	1	0	0	0	16	3	0	1	0	0	0	0	0	0	4	1	1	0	0	0	0	0	0	0	0	1	0	936	0	16	952	0	
12	180	250	367	2	0	0	0	16	5	0	1	0	1	0	0	0	3	1	2	1	0	0	0	0	0	0	0	0	1	0	0	650	0	12	662	0
13	181	172	253	0	1	0	0	9	2	1	1	1	1	0	0	0	3	1	0	2	0	0	0	0	0	0	0	0	0	0	0	447	0	3	450	0
14	182	397	198	0	0	0	0	19	2	0	1	0	1	0	1	1	1	1	0	0	0	0	0	0	0	0	0	1	0	0	623	0	2	625	0	
Total		3340	5238	23	7	2	2	201	49	1	6	8	6	2	3	11	14	30	21	9	0	2	0	2	4	0	4	4	7	8996	0	85	9081	0		
Up to previous Round		49466	55711	469	99	93	86	2053	238	41	138	156	76	66	128	236	550	543	363	61	23	35	18	31	45	24	42	37	120	110948	0	887	111835	0		
Grand Total		52806	60949	492	106	95	88	2254	287	42	144	164	82	68	131	247	564	573	384	70	23	37	18	33	49	24	46	41	127	119944	0	972	120916	0		


Assistant Returning Officer,
44 Anaikkattu Assembly Segment


Returning Officer,
8 Vellore Parliamentary Constituency and
District Collector, Vellore-9


Counting Observer,
44 Anaikkattu Assembly Segment

ELECTION TO THE HOUSE OF THE PEOPLE FROM THE 8.VELLORE PARLIAMENTARY CONSTITUENCY - 2019

Total No.of Electors in the Assembly Segment : 239045

No & Name of the Assembly Segment : 044.Anaikattu

UP TO ROUND - 14

Sl. No		Polling Station No	No. of valid votes cast infavour of																												Total No.of valid votes	No.of rejected votes	NOTA	Total	No.of Tendered votes
			D.M. KATHIR ANAND	A.C. SHANMUGAM	G.S. GANESAN YADAV	BISHOP GODFREY NOBLE	V. SEKAR	S. DIVYA	DEEPALAKSHMI	R. NARESH KUMAR	MOHANAM	A. VIJAY POUL RAJA	AGNI SRIRAMACHANDRAN	ARUMUGAM .P	K. KATHIRAVAN	M. KATHIRAVAN	E. KARUNANITHI	S. SHANMUGAM	K. SUGUMAR	P. CHELLAPANDIAN	V. SELVARAJ	T. DAVID	S. TAMIL SELVAN	A. NOORMUHAMAD	DR.K. PADMARAJAN	M.BALARAMAN	MURALI	P. RAASHID AHMED	M.R. VENKATESAN	J.S.K					
1	183	257	169	0	0	0	1	11	1	0	0	0	0	0	0	0	0	0	1	0	0	0	0	0	0	0	0	0	0	0	440	0	5	445	0
2	184	257	433	0	0	0	1	15	14	0	0	1	0	0	0	2	1	4	2	2	0	0	0	0	0	0	0	0	0	0	732	0	9	741	0
3	185	282	410	2	0	0	4	26	46	0	1	1	1	0	1	1	2	1	1	0	0	0	0	0	0	0	0	0	2	1	782	0	9	791	0
4	186	272	341	0	0	1	1	9	27	0	0	0	0	0	0	0	0	2	0	0	0	0	0	0	0	0	0	0	0	0	653	0	2	655	0
5	187	198	344	1	1	1	0	6	18	0	0	1	0	0	0	0	0	2	0	0	0	0	0	0	0	0	0	0	0	0	572	0	0	572	0
6	188	351	244	0	0	0	0	26	1	0	0	1	1	0	0	0	0	1	3	0	0	0	0	0	0	0	0	0	0	1	629	0	7	636	0
7	189	535	240	1	1	0	1	3	3	1	0	0	0	0	1	0	6	5	2	0	0	0	0	0	0	0	0	0	0	0	799	0	5	804	0
8	190	200	433	1	1	1	0	19	4	0	2	1	0	0	0	0	0	3	1	1	0	0	0	0	0	0	1	0	0	0	668	0	3	671	0
9	191	382	245	2	1	0	1	31	1	0	0	1	0	0	0	0	1	0	0	0	0	0	0	0	0	1	0	0	0	0	666	0	4	670	0
10	192	278	207	0	4	0	1	20	1	0	0	0	0	0	1	0	0	1	0	0	0	0	0	0	0	0	1	0	1	0	515	0	5	520	0
11	193	419	339	1	0	1	0	31	12	0	0	0	3	0	0	0	1	3	2	0	0	0	0	0	0	0	0	1	0	0	813	0	2	815	0
12	194	327	424	2	1	1	1	7	5	0	0	1	0	0	0	2	4	1	6	1	0	0	0	0	0	0	0	0	0	1	784	0	3	787	0
13	195	327	160	2	0	0	0	14	2	0	0	0	0	0	0	0	0	3	1	0	0	0	0	0	0	0	0	0	1	0	510	0	1	511	0
14	196	310	189	0	1	0	0	14	2	0	0	0	0	0	0	1	0	1	3	2	0	0	0	1	0	0	0	0	0	0	524	0	2	526	0
Total		4395	4178	12	10	5	11	232	137	1	3	7	5	0	4	5	16	29	21	4	0	0	0	1	0	2	1	2	3	3	9087	0	57	9144	0
Up to previous Round		52806	60949	492	106	95	88	2254	287	42	144	164	82	68	131	247	564	573	384	70	23	37	18	33	49	24	46	41	127	119944	0	972	120916	0	
Grand Total		57201	65127	504	116	100	99	2486	424	43	147	171	87	68	135	252	580	602	405	74	23	37	19	33	51	25	48	44	130	129031	0	1029	130060	0	

Assistant Returning Officer
44 Anaikkattu Assembly Segment

Returning Officer,
8 Vellore Parliamentary Constituency and
District Collector, Vellore-9

Counting Observer,
44.Anaikkattu Assembly Segment

FORM 20
FINAL RESULT SHEET
[See Rule 56C(2)(C)]

Total No.of Electors in the Assembly Segment : 239045
No & Name of the Assembly Segment : 044.Anaikattu

UP TO ROUND - 15

No & Name of the Assembly Segment :		044.Anaikattu																																
Sl. No	Polling Station No	No. of valid votes cast infavour of																																
		D.M. KATHIR ANAND	A.C. SHANMUGAM	G.S. GANESAN YADAV	BISHOP GODFREY NOBLE	V. SEKAR	S. DIVYA	DEEPAKAKSHMI	R. NARESH KUMAR	MOHANAM	A. VIJAY POUL RAJA	AGNI SRIRAMACHANDRAN	ARUMUGAM .P	K. KATHIRAVAN	M. KATHIRAVAN	E. KARUNANITHI	S. SHANMUGAM	K. SUGUMAR	P. CHELLAPANDIAN	V. SELVARAJ	T. DAVID	S. TAMIL SELVAN	A. NOORMUHAMAD	DR.K. PADMARAJAN	M.BALARAMAN	MURALI	P. RAASHID AHMED	M.R. VENKATESAN	J.S.K	Total No. of valid votes	No. of rejected votes	NOTA	Total	No. of Tendered votes
1	197	416	390	1	1	1	0	21	2	0	0	0	1	1	0	0	0	7	4	0	0	0	0	0	0	0	0	0	0	845	0	6	851	0
2	198	463	441	5	1	0	1	18	2	0	0	2	0	0	1	0	3	7	4	0	1	0	0	1	0	0	1	0	1	952	0	5	957	0
3	199	183	368	4	0	0	0	3	2	0	0	1	0	1	0	1	0	0	2	0	0	0	0	0	0	0	1	0	1	567	0	4	571	0
4	200	275	278	2	0	1	0	6	1	0	0	1	0	1	0	2	1	2	1	0	1	0	0	0	0	0	0	1	0	573	0	8	581	0
5	201	382	386	8	3	0	0	16	7	1	0	1	0	0	0	1	7	7	0	2	0	3	0	0	0	0	0	0	1	825	0	7	832	0
6	202	335	311	1	0	0	0	23	0	0	1	0	0	0	2	1	5	3	4	0	0	0	0	1	0	0	1	0	1	689	0	4	693	0
7	203	360	393	2	0	0	1	31	5	0	1	0	2	2	0	0	1	4	1	1	1	1	0	0	1	1	1	0	1	810	0	11	821	0
8	204	280	286	1	0	1	0	13	3	0	1	0	1	0	0	0	0	1	0	0	0	0	0	0	0	0	0	0	1	588	0	16	604	0
9	205	303	388	1	0	0	0	15	3	0	2	3	0	0	0	0	4	3	2	1	0	0	0	0	0	0	0	0	0	725	0	12	737	0
10	206	414	268	3	0	0	1	17	3	0	1	2	0	0	0	0	3	1	0	0	0	0	0	0	0	0	0	1	1	715	0	13	728	0
11	207	376	249	2	1	0	0	17	1	0	0	1	0	0	0	0	0	1	0	0	0	0	0	0	0	0	0	0	0	648	0	1	649	0
12	208	421	354	0	0	0	0	43	5	1	0	1	0	0	0	0	3	4	0	0	0	0	0	0	0	0	0	0	2	834	0	12	846	0
13	209	556	417	0	0	0	1	26	7	1	1	1	0	0	0	1	2	15	7	0	1	0	0	0	0	0	0	0	0	1036	0	11	1047	0
14	210	260	276	1	0	1	0	11	4	0	0	0	1	0	2	1	0	3	3	1	0	0	0	0	0	0	0	1	0	565	0	3	568	0
Total		5024	4805	31	6	4	4	260	45	3	7	13	5	5	5	7	29	58	28	5	4	4	0	2	1	1	4	3	9	10372	0	113	10485	0
Up to previous Round		57201	65127	504	116	100	99	2486	424	43	147	171	87	68	135	252	580	602	405	74	23	37	19	33	51	25	48	44	130	129031	0	1029	130060	0
Grand Total		62225	69932	535	122	104	103	2746	469	46	154	184	92	73	140	259	609	660	433	79	27	41	19	35	52	26	52	47	139	139403	0	1142	140545	0

Assistant Returning Officer,
44 Anaikkattu Assembly Segment

Returning Officer,
8 Vellore Parliamentary Constituency and
District Collector, Vellore-9

Counting Observer,
44.Anaikkattu Assembly Segment

ELECTION TO THE HOUSE OF THE PEOPLE FROM THE 8.VELLORE PARLIAMENTARY CONSTITUENCY - 2019

No & Name of the Assembly Segment : 044.Anaikattu

UP TO ROUND - 16

No & Name of the Assembly Segment :		U44.Anaikattu																																	
Sl. No	Polling Station No	No. of valid votes cast infavour of																																	
		D.M. KATHIR ANAND	A C SHANMUGAM	G.S. GANESAN YADAV	BISHOP GODFREY NOBLE	V. SEKAR	S. DIVYA	DEEPAKASHMI	R. NARESH KUMAR	MOHANAM	A. VIJAY POUL RAJA	AGNI SRIRAMACHANDRAN	ARUMUGAM P	K. KATHIRAVAN	M. KATHIRAVAN	E. KARUNANITHI	S. SHANMUGAM	K. SUGUMAR	P. CHELLAPANDIAN	V. SELVARAJ	T. DAVID	S. TAMIL SELVAN	A. NOORMUHAMAD	DR.K. PADMARAJAN	M.BALARAMAN	MURALI	P. RAASHID AHMED	M.R. VENKATESAN	J.S.K	Total No. of valid votes	No. of rejected votes	NOTA	Total	No. of Tendered votes	
1	211	409	310	2	1	1	1	31	9	1	0	1	0	1	0	1	1	0	0	0	0	0	0	0	0	0	0	0	1	0	770	0	17	787	0
2	212	238	474	4	0	0	0	10	4	0	0	0	0	1	0	4	0	2	6	0	0	0	0	0	0	0	0	0	0	1	744	0	6	750	0
3	213	327	427	1	0	4	1	23	8	0	1	1	0	0	0	0	1	1	1	2	0	0	0	0	0	0	0	0	0	0	798	0	7	805	0
4	214	282	463	0	2	0	1	40	13	0	0	0	1	1	0	0	1	2	5	1	0	0	0	0	0	0	0	0	0	0	812	0	10	822	0
5	215	320	341	1	0	0	0	49	13	1	0	1	0	1	0	1	1	0	0	1	0	0	0	0	0	0	0	0	1	0	731	0	22	753	0
6	216	260	344	2	0	0	0	38	9	0	0	0	1	0	1	0	1	5	2	0	0	1	1	0	0	0	1	0	1	0	667	0	10	677	0
7	217	270	280	1	0	2	1	24	9	1	0	1	1	0	0	0	2	1	0	0	0	0	0	0	0	0	0	0	0	0	593	0	10	603	0
8	218	315	301	1	0	0	1	26	15	1	1	1	0	1	0	0	2	1	1	0	0	0	0	0	0	0	0	1	2	670	0	8	678	0	
9	219	368	234	1	0	1	0	18	9	0	0	0	0	2	0	1	1	1	1	0	1	0	0	0	0	1	0	1	0	0	640	0	6	646	0
10	220	395	375	3	2	0	0	25	22	0	0	0	0	0	0	3	1	3	1	0	1	0	0	0	0	1	1	0	0	0	833	0	16	849	0
11	221	283	256	1	0	0	0	20	8	0	2	1	0	0	0	4	1	3	0	0	0	0	0	0	0	0	0	0	1	1	581	0	7	588	0
12	222	336	125	1	3	0	2	20	4	0	0	0	1	0	0	1	0	0	0	0	0	0	0	0	0	0	0	0	0	0	493	0	11	504	0
13	223	429	256	1	1	0	0	35	7	0	0	0	0	1	1	1	3	3	3	0	0	0	0	0	0	0	0	0	0	0	741	0	12	753	0
14	224	278	237	1	1	1	0	29	10	0	0	1	0	0	0	0	1	1	1	0	0	0	0	0	0	0	0	0	0	1	562	0	25	587	0
Total		4510	4423	20	10	9	7	388	140	4	4	7	4	8	2	16	16	23	21	4	2	1	1	0	2	2	1	5	5	9635	0	167	9802	0	
Up to previous Round		62225	69932	535	122	104	103	2746	469	46	154	184	92	73	140	259	609	660	433	79	27	41	19	35	52	26	52	47	139	139403	0	1142	140545	0	
Grand Total		66735	74355	555	132	113	110	3134	609	50	158	191	96	81	142	275	625	683	454	83	29	42	20	35	54	28	53	52	144	149038	0	1309	150347	0	

Assistant Returning Officer
44 Anaikkattu Assembly Segment

Returning Officer,
8 Vellore Parliamentary Constituency and
District Collector, Vellore-9

Counting Observer,
44.Anaikkattu Assembly Segment

FORM 20
FINAL RESULT SHEET
[See Rule 56C(2)(C)]
ELECTION TO THE HOUSE OF THE PEOPLE FROM THE 8.VELLORE PARLIAMENTARY CONSTITUENCY - 2019
PART - I


Total No. of Electors in the Assembly Segment : 239045


No & Name of the Assembly Segment : 044.Anaikkattu

UP TO ROUND - 17

Sl. No	Polling Station No	No. of valid votes cast infavour of																																	
		D.M. KATHIR ANAND	A.C. SHANMUGAM	G.S. GANESAN YADAV	BISHOP GODFREY NOBLE	V. SEKAR	S. DIVYA	DEEPAKASHMI	R. NARESH KUMAR	MOHANAM	A. VIJAY POUL RAJA	AGNI SRIRAMACHANDRAN	ARUMUGAM .P	K. KATHIRAVAN	M. KATHIRAVAN	E. KARUNANITHI	S. SHANMUGAM	K. SUGUMAR	P. CHELLAPANDIAN	V. SELVARAJ	T. DAVID	S. TAMIL SELVAN	A. NOORMUHAMAD	DR.K. PADMARAJAN	M.BALARAMAN	MURALI	P. RAASHID AHMED	M.R. VENKATESAN	J.S.K	Total No. of valid votes	No. of rejected votes	NOTA	Total	No of Tendered votes	
1	225	485	191	1	3	0	1	37	6	1	0	1	0	0	1	0	0	2	1	1	0	0	0	0	0	0	0	1	1	4	737	0	12	749	0
2	226	351	167	1	2	0	0	39	14	0	0	1	0	0	0	0	0	1	0	0	2	0	0	0	0	0	0	0	0	0	578	0	12	590	0
3	227	228	182	1	0	0	0	20	4	1	0	0	0	0	0	0	4	0	2	0	0	0	0	0	0	1	1	1	1	446	0	4	450	0	
4	228	270	188	1	0	0	1	26	6	0	0	0	0	0	0	0	2	0	0	0	0	0	0	0	0	0	0	0	0	0	494	0	19	513	0
5	229	393	396	2	1	3	1	48	14	0	0	0	0	0	0	0	1	1	0	0	0	0	0	0	0	0	0	2	0	862	0	16	878	0	
6	230	371	475	4	2	0	2	36	18	0	0	0	1	0	0	0	1	6	2	1	0	1	2	1	1	0	1	0	2	927	0	17	944	0	
7	231	342	128	1	1	1	1	30	5	0	0	1	0	0	0	0	0	0	0	0	0	0	0	0	0	0	0	0	0	0	510	0	12	522	0
8	232	311	379	4	1	2	0	65	9	0	0	2	0	3	2	1	4	1	0	0	0	0	0	0	0	0	1	1	0	0	786	0	14	800	0
9	233	367	236	2	1	0	0	40	8	0	1	0	0	1	0	0	2	3	1	0	0	0	0	0	0	0	0	0	0	0	662	0	8	670	0
10	234	237	281	1	0	0	0	36	9	0	0	0	0	0	0	0	0	1	0	0	0	0	0	0	0	0	1	0	0	1	567	0	9	576	0
11	235	389	362	1	1	0	0	13	33	0	0	0	0	0	0	0	1	3	1	0	0	0	0	0	0	0	1	1	0	0	806	0	4	810	0
12	236	262	303	1	0	0	1	15	7	0	1	3	0	1	0	1	1	6	0	1	0	2	0	0	0	0	0	0	0	3	608	0	6	614	0
13	237	263	316	0	0	0	1	19	14	0	0	1	1	1	0	1	1	2	2	4	0	0	1	0	0	1	0	0	0	0	628	0	13	641	0
14	238	333	399	1	2	0	1	17	8	1	2	2	0	0	0	3	3	2	1	0	1	0	0	0	0	0	0	0	0	0	776	0	6	782	0
Total		4602	4003	21	14	6	9	441	155	3	4	11	2	6	3	6	20	28	10	7	3	3	3	1	1	5	5	4	11	9387	0	152	9539	0	
Up to previous Round		66735	74355	555	132	113	110	3134	609	50	158	191	96	81	142	275	625	683	454	83	29	42	20	35	54	28	53	52	144	149038	0	1309	150347	0	
Grand Total		71337	78358	576	146	119	119	3575	764	53	162	202	98	87	145	281	645	711	464	90	32	45	23	36	55	33	58	56	155	158425	0	1461	159886	0	


Assistant Returning Officer,
44 Anaikkattu Assembly Segment


Returning Officer,
8 Vellore Parliamentary Constituency and
District Collector, Vellore-9


Counting Observer,
44 Anaikkattu Assembly Segment

FORM 20
FINAL RESULT SHEET
[See Rule 56C(2)(C)]


ELECTION TO THE HOUSE OF THE PEOPLE FROM THE 8.VELLORE PARLIAMENTARY CONSTITUENCY - 2019
PART - I


Total No. of Electors in the Assembly Segment : 239045
No & Name of the Assembly Segment : 044.Anaikattu

UP TO ROUND - 18

Sl. No	Polling Station No	No of valid votes cast infavour of																																	
		D.M. KATHIR ANAND	A.C. SHANMUGAM	G.S. GANESAN YADAV	BISHOP GODFREY NOBLE	V. SEKAR	S. DIVYA	DEEPAKASHMI	R. NARESH KUMAR	MOHANAM	A. VIJAY POUL RAJA	AGNI SRIRAMACHANDRAN	ARUMUGAM .P	K. KATHIRAVAN	M. KATHIRAVAN	E. KARUNANITHI	S. SHANMUGAM	K. SUGUMAR	P. CHELLAPANDIAN	V. SELVARAJ	T. DAVID	S. TAMIL SELVAN	A. NOORMUHAMAD	DR.K. PADMARAJAN	M BALARAMAN	MURALI	P. RAASHID AHMED	M.R. VENKATESAN	J.S.K	Total No.of valid votes	No.of rejected votes	NOTA	Total	No of Tendered votes	
1	239	279	395	2	1	1	1	26	3	0	1	1	0	0	0	2	8	4	2	0	0	0	0	0	0	0	0	0	1	727	0	25	752	0	
2	240	396	529	5	2	1	0	3	7	0	0	0	0	1	1	1	5	2	0	0	0	0	0	0	0	0	0	0	0	953	0	7	960	0	
3	241	237	288	0	0	0	0	2	0	0	0	0	0	0	0	4	1	3	2	0	0	0	0	0	0	0	0	0	0	537	0	2	539	0	
4	242	319	166	2	1	0	0	14	1	0	0	0	0	0	0	0	0	3	2	0	0	2	0	0	0	1	0	0	0	0	511	0	4	515	0
5	243	372	490	4	1	0	0	11	7	0	0	0	1	0	0	0	1	6	1	0	0	1	1	0	1	1	1	1	1	901	0	9	910	0	
6	244	247	565	1	0	0	0	19	6	0	0	1	0	0	0	0	3	4	3	0	0	0	0	0	0	0	0	0	0	1	850	0	12	862	0
7	245	278	329	0	0	0	0	15	2	0	1	1	1	0	0	0	0	10	5	0	0	0	0	0	0	0	0	0	0	0	642	0	2	644	0
8	246	373	371	1	1	0	1	19	3	1	1	0	0	0	0	0	2	4	3	0	1	0	0	0	0	0	0	0	0	0	781	0	2	783	0
9	247	281	207	1	2	0	0	12	0	0	1	2	0	1	0	0	0	1	1	0	0	0	0	0	0	0	0	0	0	0	509	0	0	509	0
10	248	317	467	2	0	1	0	15	4	0	0	1	0	1	0	1	0	5	1	0	1	1	1	0	0	0	0	2	0	1	821	0	10	831	0
11	249	353	541	0	0	0	1	30	1	1	1	0	1	1	0	2	1	3	0	2	1	0	0	0	0	0	1	0	0	0	940	0	8	948	0
12	250	202	407	1	0	0	0	17	14	0	0	0	0	1	1	2	2	2	0	0	0	0	1	0	0	0	0	0	0	0	650	0	4	654	0
13	251	175	388	3	1	0	0	7	3	0	0	0	0	0	0	0	0	2	1	0	0	0	0	0	1	0	0	0	0	0	581	0	2	583	0
14	252	333	452	1	0	0	0	18	8	0	0	2	0	0	3	1	2	4	6	0	1	0	2	0	0	0	0	0	0	3	836	0	5	841	0
Total		4162	5595	23	9	3	3	208	59	2	5	8	3	5	5	13	25	53	27	2	4	4	5	1	2	2	3	1	7	10239	0	92	10331	0	
Up to previous Round		71337	78358	576	146	119	119	3575	764	53	162	202	98	87	145	281	645	711	464	90	32	45	23	36	55	33	58	56	155	158425	0	1461	159886	0	
Grand Total		75499	83953	599	155	122	122	3783	823	55	167	210	101	92	150	294	670	764	491	92	36	49	28	37	57	35	61	57	162	168664	0	1553	170217	0	


Assistant Returning Officer,
44.Anaikattu Assembly Segment


Returning Officer,
8.Vellore Parliamentary Constituency and
District Collector, Vellore-9


Counting Observer,
44.Anaikattu Assembly Segment

FORM 20
FINAL RESULT SHEET
[See Rule 56C(2)(C)]

ELECTION TO THE HOUSE OF THE PEOPLE FROM THE 8.VELLORE PARLIAMENTARY CONSTITUENCY - 2019

PART - I

Total No. of Electors in the Assembly Segment : 239045


No & Name of the Assembly Segment : 044.Anaikkattu

UP TO ROUND - 19

No & Name of the Assembly Segment : 044.Anaikattu		No.of valid votes cast infavour of																																		
Sl. No	Polling Station No	D.M KATHIR ANAND	A.C. SHANMUGAM	G.S. GANESAN YADAV	BISHOP GODFREY NOBLE	V. SEKAR	S. DIVYA	DEEPAKASHMI	R. NARESH KUMAR	MOHANAM	A. VIJAY POUL RAJA	AGNI SRIRAMACHANDRAN	ARUMUGAM .P	K. KATHIRAVAN	M. KATHIRAVAN	E. KARUNANITHI	S. SHANMUGAM	K. SUGUMAR	P. CHELLAPANDIAN	V. SELVARAJ	T. DAVID	S. TAMIL SELVAN	A. NOORMUHAMAD	DR.K. PADMARAJAN	M.BALARAMAN	MURALI	P. RAASHID AHMED	M.R. VENKATESAN	J.S.K	Total No of valid votes	No of rejected votes	NOTA	Total	No of Tendered votes		
1	253	286	268	3	0	1	0	18	1	0	1	0	0	1	1	1	0	2	0	3	0	0	0	0	0	0	0	0	0	0	0	586	0	4	590	0
2	254	249	242	3	0	1	0	6	3	1	2	0	0	0	0	1	2	4	1	0	0	0	0	0	1	0	0	3	0	0	519	0	10	529	0	
3	255	273	306	4	2	0	0	25	3	0	0	2	2	0	0	0	7	0	2	0	0	0	0	0	0	0	0	0	0	0	0	626	0	5	631	0
4	256	273	403	8	0	0	0	9	2	0	0	2	0	1	0	0	4	1	2	0	0	0	0	0	1	0	0	0	0	0	0	706	0	11	717	0
5	257	307	328	5	0	0	0	13	2	0	2	0	0	0	0	2	1	3	1	1	0	0	0	0	0	0	0	0	0	0	0	665	0	4	669	0
6	258	369	355	0	0	0	0	20	2	1	1	1	0	0	2	0	2	3	0	0	0	0	0	1	0	6	0	0	0	0	0	763	0	7	770	0
7	259	363	478	5	0	1	3	9	5	0	0	3	1	0	0	1	2	2	0	0	0	0	1	0	0	1	0	0	0	0	0	875	0	12	887	0
8	260	377	509	7	4	0	1	6	9	2	1	5	0	1	2	6	11	5	3	1	1	1	1	1	0	1	0	0	2	3	959	0	9	968	0	
9	261	357	415	8	2	0	1	6	2	0	1	1	1	0	1	5	10	9	4	3	1	0	0	0	2	1	0	4	1	3	838	0	11	849	0	
10	262	202	346	0	0	2	1	10	1	0	0	0	0	0	1	1	1	7	6	0	0	0	0	0	0	0	0	0	0	0	2	580	0	5	585	0
11	263	319	395	1	0	0	0	9	0	0	1	0	0	1	1	1	1	3	0	0	0	1	0	0	0	0	0	0	0	0	1	734	0	10	744	0
12	264	233	331	1	1	0	0	6	1	0	1	0	1	0	0	1	1	2	1	0	0	0	0	0	0	0	0	0	0	0	1	581	0	1	582	0
13	265																														0	0		0	0	
14	266																														0	0		0	0	
Total		3608	4376	45	9	5	6	137	31	4	10	14	5	4	8	19	42	41	20	8	3	2	2	4	9	0	7	3	10	8432	0	89	8521	0		
Up to previous Round		75499	83953	599	155	122	122	3783	823	55	167	210	101	92	150	294	670	764	491	92	36	49	28	37	57	35	61	57	162	168664	0	1553	170217	0		
Grand Total		79107	88329	644	164	127	128	3920	854	59	177	224	106	96	158	313	712	805	511	100	39	51	30	41	66	35	68	60	172	177096	0	1642	178738	0		


Assistant Returning Officer,
44. Anaikkattu Assembly Segment


Returning Officer,
8 Vellore Parliamentary Constituency and
District Collector, Vellore-9


Counting Observer,
44. Anaikkattu Assembly Segment

FORM 20
FINAL RESULT SHEET
[See Rule 56C(2)(C)]

ELECTION TO THE HOUSE OF THE PEOPLE FROM THE 8.VELLORE PARLIAMENTARY CONSTITUENCY - 2019
PART - I

Total No.of Electors in the Assembly Segment : 239045
No & Name of the Assembly Segment : 044.Anaikattu

UP TO ROUND - 20

Sl. No	Polling Station No	No of valid votes cast infavour of																												Total No.of valid votes	No of rejected votes	NOTA	Total	No of Tendered votes
		D.M. KATHIR ANAND	A.C. SHANMUGAM	G.S. GANESAN YADAV	BISHOP GODFREY NOBLE	V. SEKAR	S. DIVYA	DEEPALAKSHMI	R. NARESH KUMAR	MOHANAM	A. VIJAY POUL RAJA	AGNI SRIRAMACHANDRAN	ARUMUGAM .P	K. KATHIRAVAN	M. KATHIRAVAN	E. KARUNANITHI	S. SHANMUGAM	K. SUGUMAR	P. CHELLAPANDIAN	V. SELVARAJ	T. DAVID	S. TAMIL SELVAN	A. NOORMUHAMAD	DR.K. PADMARAJAN	M.BALARAMAN	MURALI	P. RAASHID AHMED	M.R. VENKATESAN	J.S.K					
1	23	124	441	0	0	1	0	1	2	0	0	0	0	1	2	1	2	0	1	0	0	0	0	0	1	1	0	0	0	578	0	2	580	0
2																														0	0		0	0
3																														0	0		0	0
4																														0	0		0	0
5																														0	0		0	0
6																														0	0		0	0
7																														0	0		0	0
8																														0	0		0	0
9																														0	0		0	0
10																														0	0		0	0
11																														0	0		0	0
12																														0	0		0	0
13																														0	0		0	0
14																														0	0		0	0
Total		124	441	0	0	1	0	1	2	0	0	0	0	1	2	1	2	0	1	0	0	0	0	0	1	1	0	0	0	578	0	2	580	0
Up to previous Round		79107	88329	644	164	127	128	3920	854	59	177	224	106	96	158	313	712	805	511	100	39	51	30	41	66	35	68	60	172	177096	0	1642	178738	0
Grand Total		79231	88770	644	164	128	128	3921	856	59	177	224	106	97	160	314	714	805	512	100	39	51	30	41	67	36	68	60	172	177674	0	1644	179318	0


Assistant Returning Officer,
44.Anaikattu Assembly Segment


Returning Officer,
8.Vellore Parliamentary Constituency and
District Collector, Vellore-9


Counting Observer,
44 Anaikattu Assembly Segment